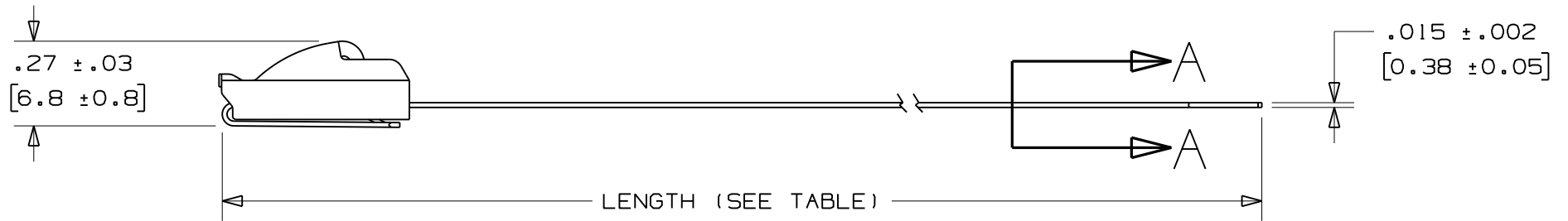
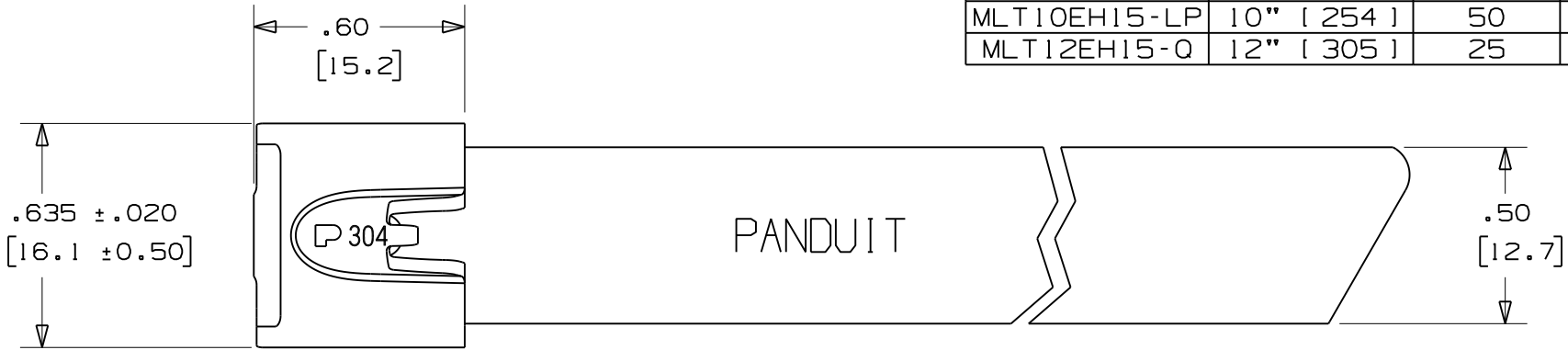


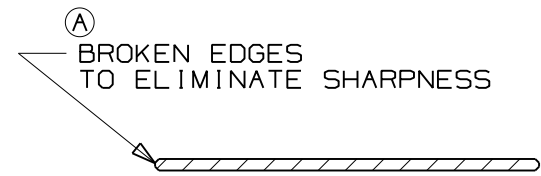
THIS COPY IS PROVIDED ON A RESTRICTED BASIS AND IS NOT TO BE USED IN ANY WAY DETRIMENTAL TO THE INTERESTS OF PANDUIT CORP.

PANDUIT PART NO.	MAX. BUNDLE DIA.	PACKAGE QTY.	LENGTH +/- .3" [7]
MLT4EH15-LP	4" [102]	50	17.1" [434]
MLT6EH15-LP	6" [152]	50	23.4" [594]
MLT8EH15-LP	8" [203]	50	29.7" [754]
MLT10EH15-LP	10" [254]	50	35.9" [912]
MLT12EH15-Q	12" [305]	25	42.2" [1072]



NOTES:

1. APPLICATION TOOLS - ST3MT & RT2HT
2. MINIMUM LOOP TENSILE STRENGTH - 700 LBS. (3115 NEWTONS) WHEN TESTED ON A 3" MANDREL.
3. BRACKETS [] DENOTES DIMENSION IN MILLIMETERS
4. TOLERANCES:
 .XXX = ±.010 [.25]
 .XX = ±.02 [.5]
 .X = ±.03 [.8]
 ANGLES = ±2°
5. MATERIAL: 304 STAINLESS STEEL



SECTION A - A
SCALE: 4x

N41157BS_DC/01A

									TINLEY PARK, ILLINOIS METAL LOCKING TIE EXTRA HEAVY DUTY 304 STAINLESS STEEL CUSTOMER DRAWING	
01A	10/08	JAMB	SKB	ORIG CAD FILE SPEC WAS S41157_01 NOTE 1: APPLICATION TOOL RTIHT REPLACED BY RT2HT						
01	8/04	JAMB	DPN	A REMOVED "AISI NO.5"			11907	CCH	JJB	
00	1/04	JAMB	DPN	RELEASED			11307	CCH	JJB	
REV	DATE	BY	CHK	DESCRIPTION			ECN #	PM	CUST	DRAWING NO.
										N41157BS_DC